

Your Kit Includes

- 6 Green 2 Way Terminal Plugs
- 1 Blue Neutrik powerCON Plug

RED Neon Indicators


on the trip switches will show there is AC power in the unit.
Should these be **OFF** then -
1st check the power is connected
2nd check the internal line fuse

PLEASE NOTE:

*In the event of a Power Surge or Lightning Strike the **ultrafast** protection circuit will be activated.*

This will result in a blown fuse

*To replace this fuse disconnect the supply remove the lid and fit a new **20A T 20mm** fuse into the holder*



10A Trip Switches

for banks 1 & 2
In the event of overload these will cut power to the


DC Power Supply Switch
Activates the 5 & 12V DC outputs

AC~Outputs

2 Banks of 4 C13 sockets
Each with max load of 10A
for use with C14 Connectors


Earth Strap Point

For attachment to the rack unit



DC Outputs 65W Max

3 x **5V** and 3 x **12V**
Plug-in screw terminals are used as shown here



When connecting outputs are consecutively numbered
1-2, 3-4, 5-6 = 5V
7-8, 9-10, 11-12 = 12V
This is an isolated supply
0V is not Ground

AC Power Input

A Neutrik powerCON Connector is supplied for A/C power input.

FOR 20A USE THIS UNIT MUST BE USED WITH 2.5mm DIA 20A CABLE AND CONNECTED TO A SUITABLE OUTPUT SUPPLY



PLEASE NOTE

FITTING A 13A PLUG WILL REDUCE THE OVERALL POWER RATING E&OE

penn-elcom

Designed & Made in the UK by Penn Elcom Ltd

9-10 Parsons Road, Parsons Industrial Estate, Washington Tyne & Wear, NE37 1HB, UK
0191 416 1717 or www.penn-elcom.com

19 INCH RACK MOUNT POWER DISTRIBUTION UNIT

OPERATION & USER GUIDE

Please read the following information before installing or using your Power Distribution Units

Safety and Grounding (earth)

- This PDU is intended for indoor use only.
- Do not install this PDU where excessive moisture or heat is present.
- Never install any wiring, equipment, or PDU's during a lightning storm.
- Always connect this PDU into a three-wire, grounded power outlet.
- The power input cable should be connected to appropriate branch circuit/mains protection (fuse or circuit breaker). Connection to any other type of power outlet may result in a shock hazard.
- Use only the supplied brackets for mounting.
- Never work alone under hazardous conditions.
- Check that the power cord, plug, and socket are in good condition.
- Disconnect the PDU from the power outlet before you install or connect equipment to reduce the risk of electric shock if you cannot verify grounding. Reconnect the PDU to the power outlet only after you have made all connections.
- Use a protective earth connector with equipment. This type of connector carries the leakage current from the load devices (computer equipment). Do not exceed a total leakage current of 3.5mA or a risk of electrical shock will result.
- Use the Stud Earth point on the back of the PDU to directly ground to the rack.
- ALWAYS make sure the equipment that has been connected to the PDU is **OFF**, before switching on the PDU, as the **Inrush Current** can blow the power fuse and activate the protection circuit.
- All equipment plugged into this unit should have the correct fuses fitted for their current draw.
- Penn Elcom Ltd excepts no responsibility or liability for any equipment connected to this unit

GUARANTEE

YOUR EQUIPMENT IS GUARANTEED FOR A PERIOD OF ONE YEAR FROM THE DATE OF PURCHASE OF THE PRODUCT AGAINST ANY DEFECTS DUE TO FAULTY MATERIALS OR FAULTY MANUFACTURING. DURING THIS PERIOD, REPLACEMENT OR REPAIR TO THE UNIT WILL BE MADE WITHOUT CHARGE BY ANY AUTHORISED DEALER OR THE FACTORY SUBJECT TO THE FOLLOWING CONDITIONS.

The fault must be entirely due to faulty materials or faulty manufacture.

*The defect must **NOT** have been caused by poor installation, accidental damage, misuse or failure to comply with the instructions given in the users guide.*

If at any time during the guarantee period a part or parts of the equipment are repaired with a part or parts not supplied or approved by us; or if the equipment has been dismantled or repaired by any person not authorised by the us, then the guarantee shall immediately cease and become void.

Evidence of the date of purchase must be produced at the service point to obtain the benefit of this guarantee. Any carriage charges relating to the guarantee will be the responsibility of the purchaser.

This guarantee applies to the original purchaser only and the equipment must have been purchased or financed from new, this guarantee cannot be assigned or transferred.

The company reserves the right to replace the equipment or repair it at their discretion, any defective part shall become the property of the company.

This guarantee applies to equipment purchased and used within the E.E.C. The importers of equipment in non E.E.C. countries are responsible for the guarantee of this unit. Parts required under guarantee are free. Shipping charges for components will be charged at cost.

The guarantee shall become void if the equipment is at anytime used on any supply circuit or voltage range other than that specified on the equipment.

12. THIS GUARANTEE DOES NOT IN ANY WAY AFFECT YOUR STATUTORY RIGHTS AS A CONSUMER.



9-10 Parsons Road, Parsons Industrial Estate, Washington Tyne & Wear, NE37 1HB, UK
0191 416 1717 or www.penn-elcom.com

Declaration of Conformity

The Manufacturer of the Products covered by this Declaration is



Made in the UK by Penn Elcom
9-10 Parsons Road, Parsons Industrial Estate,
Washington Tyne & Wear, NE37 1HB, UK

The Directives covered by this Declaration

89/336/EEC Electromagnetic Compatibility directive, as amended
73/23/EEC Low Voltage Equipment directive, amended by 93/68/EEC

The Products Covered by this Declaration

PDU01-14

230VAC 20A SURGE & EMI FILTERED AC/DC PDU

The Basis on which Conformity is being Declared

The manufacturer hereby declares under his sole responsibility that the products identified above comply with the protection requirements of the EMC directive and with the principal elements of the safety objectives of the Low Voltage Equipment directive, and that the following standards have been applied:

All components used in this conform to current RoHS, CE & UL certification

(EMI:EN55022 (CISPR22) Class B; EN61000-3-2,3 EMS:EN61000-4-2,3,4,5,6,8,11; Light industry level, criteria A)

The technical documentation required to demonstrate that the products meet the requirements of the Low Voltage Equipment directive has been compiled and is available for inspection by the relevant enforcement authorities.

The CE mark was first applied in: 2016

Signed:

A handwritten signature in black ink, appearing to read 'J. and J. Roberts', written over a large, stylized circular flourish.

Authority: Technical Director (M Inst SCE)

Date: 10/02/2016

Attention!

The attention of the specifier, purchaser, installer, or user is drawn to special measures and limitations to use which must be observed when these products are taken into service to maintain compliance with the above directives.

Details of these special measures and limitations to use are available on request and are also contained in the product manual.

E&OE